

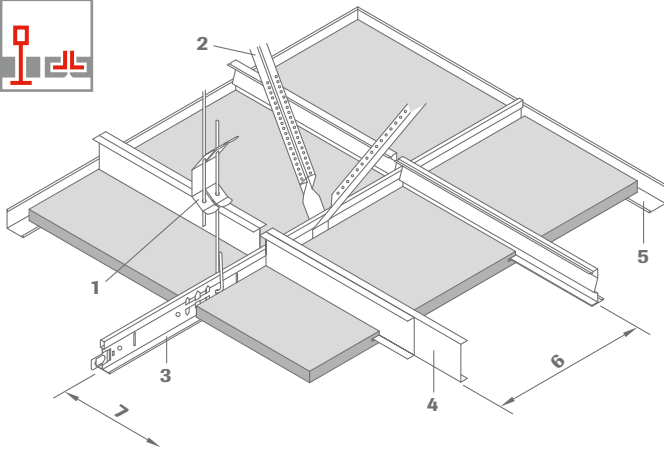


SEMI-CONCEALED,
DEMOUNTABLE

OWAlifetime collection

OWA

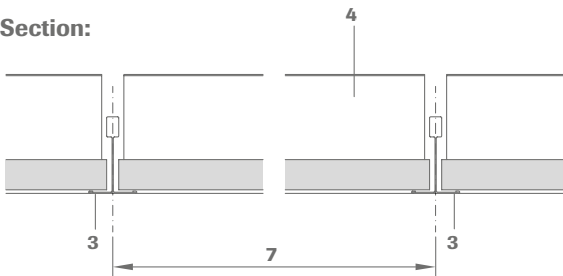
System S 2p | semi-concealed, demountable



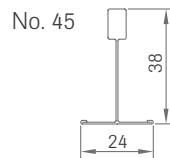
- 1 Hanger no. 12/.../...
- 2 Angle brace no. 17/80, Nonius hanger extension no. 16/... and safety pin no. 76 (double) **compulsory**
- 3 Main tee no. 45
- 4 Tile reinforcement profiles, depending on span width, every 5th profile has to be fixed by a perimeter bracket (see OWA Installation Guide no. 801 E, page 74).
- 5 Wall angle no. 51/25
- 6 Tile support section centres
- 7 Main tee spacing centres, depending on tile length

If the suspension depth is less than 190 mm, the angle brace no. 17/80 has to be shortened on site.

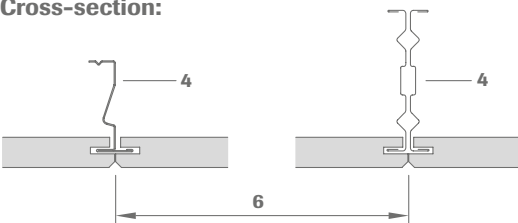
Section:



Section dimension:



Cross-section:



Technical data | mineral tiles

Dimensions

Width: 300 mm, 312.5 mm, 400 mm | length: 1200 mm, 1250 mm, 2000 mm*

* only conditionally demountable

Other sizes available on request. Subject to minimum quantities and surcharges. See OWAlifetime collection price list.

Edges details

Long edge: 

Short edge: 

Thickness

Approx. 15 mm (OWAcoustic® premium)

Reaction to fire

A2-s1,d0 in accordance with EN 13501-1

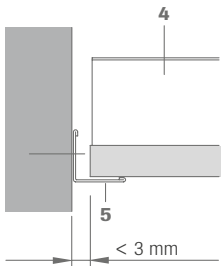
Metal suspensions

All metal components listed are galvanized steel or white coated galvanized steel respectively. For further details and colours please consult OWAlifetime collection price list.

Suspension depth

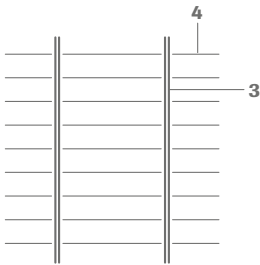
For ease of panel removal 150 mm is recommended. When suspension depth \leq 500 mm angle brace no. 17/80 is required. When suspension depth $>$ 500 mm reinforcement with CD sections is required.

Wall perimeter:



Other wall connection options and installation details can be found in OWA-Installation Guide no. 801 E.

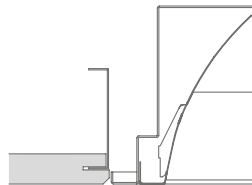
Installation example:



Light fixtures:

OWA can supply compatible light fixtures for this system.

For details of performance, installation and fire resistance please see OWA-brochure no. 9630 e and OWA-Installation Guide no. 801 E.



Section span widths:

for sections clear spanning between two points in mm

	Item no.	Section description	Stalk height (mm)	Material thickness (mm)	up to 312.5 mm 15 mm	up to 400 mm 15 mm
non- demountable	20	Z profile (galv.)	21	0.5	1490	1410
	22	Z profile (galv.)	33	0.5	1910	1810
	69	Z profile (galv.)	45	0.5	2290	2170
	19/45	Z profile (galv.)	45	0.6	2310	2190
demountable	37	L profile (galv.)	25	0.6	1600	1520
	36	C profile (galv.)	50	0.5	2500	2500
	36/70	C profile (galv.)	70	0.6	2500	2500

Length of tile reinforcement profile = panel length - 5 mm

Note:

The above-mentioned OWA span width recommendations for clearspan systems limits the maximum deflection of the profiles, for aesthetic reasons, to 2.5 mm. Should the allowable deflection according to Class 1 of EN 13964 be applicable (maximum deflection 4.0 mm or L/500), please contact our OWAconsult® team. In the case of additional loads such as mineral wool insulation, the above-mentioned clear span widths are to be reduced accordingly. Flush or surface-mounted service elements, such as lights, sprinklers or ventilators, should always be independently suspended (see OWA-Installation Guide no. 801 E point 5.5). Only reinforcement profiles of full cross-section are to be used. The profiles must be loaded symmetrically.

Material requirements per m² (approximations)

Dimensions in mm

No.	Description	Panel length Main tee spacing centres	1200 mm	1250 mm	2000 mm*
			1206 mm	1256 mm	2006 mm*
12/.../...	Hanger		0.7 pce	0.7 pce	0.7 pce
17/80	Angle brace		1.4 pcs	1.4 pcs	1.4 pcs
16/...	Hanger extension		1.4 pcs	1.4 pcs	1.4 pcs
76	Safety pin		2.8 pcs	2.8 pcs	2.8 pcs
45	Main tee		0.83 m	0.80 m	0.50 m
Tile reinforcement profile demountable	300 mm		5.53 pcs	5.31 pcs	3.32 pcs
	312.5 mm		5.31 pcs	5.11 pcs	3.19 pcs
	400 mm		4.15 pcs	3.98 pcs	2.49 pcs
51/25	Wall angle		depending on room size and shape		* stock items

When installing **non**-demountable tiles, you need half of the Z profiles!

Weight per m²:

	Panel length Main tee spacing centres	1200 mm	1250 mm	2000 mm*
		1206 mm	1256 mm	2006 mm*
Suspension system approx.		2.7 kg/m ²	2.7 kg/m ²	2.5 kg/m ²
Tiles 15 mm approx.		4.5 kg/m ²	4.5 kg/m ²	4.5 kg/m ²

The suspension weight was calculated with a tile width of 300 mm and C profile no. 36/70 (double)!

System description:

Semi-concealed OWAconstruct® System S 2p

Quality statement:

OWAacoustic mineral panels are free from harmful materials such as asbestos and formaldehyde. A statement from the German institute for Building Technology is available. The mineral wool used in these panels is biodegradable. The criterions of the zero-ranking as a carcinogenic material in the chemical prohibition ordinance (§ 1 appendix) section 23 bio-persistent fibres are complied with and therefore carries the "RAL-Seal of mineral wool" guarantees.

Mineral tiles according to EN 13964 and DIN 18177:
 Air Permeability Class PM 1
 Formaldehyde FH Class 1
 TVOC Class 1

Installation should be carried out in accordance with the information contained in system leaflet S 2p and OWA-Installation Guide no. 801 E. All components are CE labelled.

Component list:

OWAconstruct hanger no. 12/.../...
 OWAconstruct angle brace no. 17/80, hanger extension no. 16/...
 Safety pin no. 76
 OWAconstruct main tee no. 45, white
 OWAconstruct Z profile no. 19/45 (tiles non-demountable)
 OWAconstruct C profile no. 36 (tiles demountable)
 OWAconstruct wall angle no. 51/25, white

Product Warranties

The information provided in this leaflet is based on the standards and data available at the time of publication. Any performance, warranties or guarantees provided, expressed or implied, are subject to the exclusive use of OWA components and the installation of those components in accordance with our recommendations. Failure to adhere to these conditions will result in the invalidation of any performance claims, warranties or guarantees and rejection of any liability. OWA reserves the right to make any technical improvements to the products, systems or services without prior notice. **All goods and services are supplied in accordance with our current Terms and Conditions of Sale.** Errors excepted!



Odenwald Faserplattenwerk GmbH

Dr.-F.-A.-Freundt-Straße 3 | 63916 Amorbach
 tel +49 93 73.2 01-0 | info@owa.de
 www.owa-ceilings.com