



COLORTONE RANGE

COLORTONE offers a simple way to play with colours in ceilings, available in DUNE eVo or NEEVA surfaces to suit your acoustic requirements.

Key features

- 3 edge details available (DUNE eVo)
- Excellent acoustical absorption:
1.00 α_w (NEEVA)

Application areas

Ideal for cafeterias, cinemas, theatres.

LEISURE - Uttoxeter Cinema (UK)
COLORTONE NEEVA Black



Inspiring Great Spaces®

Armstrong[®]
CEILING SOLUTIONS

COLORTONE FINE FISSURED

EDGE DETAIL BOARD



THICKNESS (mm) 15

MODULES (mm) 600 x 600 9121MBK

SUSPENSION SYSTEMS
 Prelude 24 XL² / TL²
 Prelude 24 CR / TL²
 Prelude 24 Sixty² XL² / TL²

COLOURS



Black (BK)

SUSTAINABILITY



51






A




E1

ACOUSTICS




EN ISO 10848-2
& EN ISO 717-1



EN ISO 354
& EN ISO 11654

	D _{nfw}	α _w	Class	NRC	Hz α _p					
					125	250	500	1000	2000	4000
Board 15 mm	36 dB	0.60 (H)	C	0.60	0.40	0.40	0.55	0.75	0.75	0.75


FIRE REACTION




EEA Euroclass A2-s1, d0
EN 13501-1

RUS KM1 (G1, V1, D1, T1)
FZ 123


OTHER PERFORMANCES & FEATURES




λ = 0.060 W/m K
EN 12667 & ISO 8301




95% RH






30YEAR
system
guarantee




BIM
READY



3.4 kg/m²

CUSTOM OPTIONS



Colours¹

¹ Prelude suspension systems are available in following standard colours:
 Black (BK), Silver Grey RAL9006 (SG), Brass (BS), Chrome (CE), White RAL9010 (WR).
 A choice of over 180 RAL colours is available as a special order.