

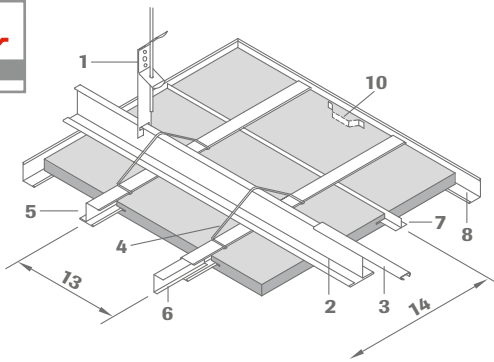


CONCEALED

OWAlifetime collection

OWA

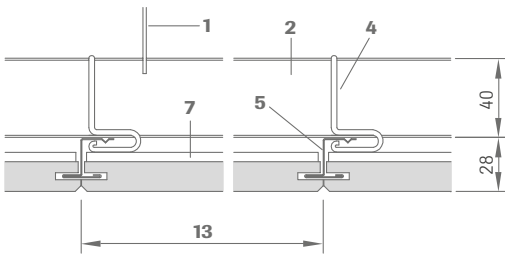
System S 1 | concealed



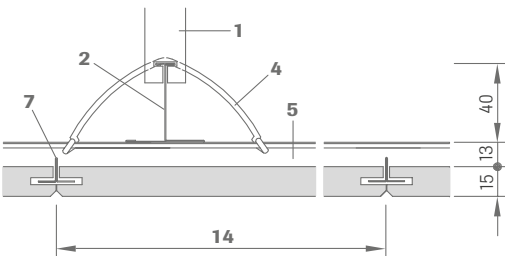
- 1 Hanger no. 12/10
- 2 Main hanger no. 70, distance ≤ 1250 mm
- 3 Connector no. 77
- 4 Spring clip no. 60
- 5 Z profile no. 20, distance ≤ 625 mm
- 6 Connector no. 25
- 7 T profile no. 23
- 8 Wall angle no. 50G
- 9 Shadow wall angle no. 56
- 10 Wall spring clip no. 52
- 11 Direct fix clamp no. 62
- 12 Timber batten, distance ≤ 1250 mm
- 13 Tile width
- 14 Tile length

Suspended construction

Section:



Cross-section:



Technical data | mineral tiles

Dimensions

600 x 600 mm, 625 x 625 mm
Width: 300 mm, 312.5 mm, 400 mm | length: 1200 mm, 1250 mm, 2000 mm, 2500 mm

Edge details



Thickness

Approx. 15 mm and 20 mm (OWAcoustic® premium)

Reaction to fire

A2-s1,d0 in accordance with EN 13501-1

Resistance to fire

See OWA-brochure no. 9500 eu e

Metal suspensions

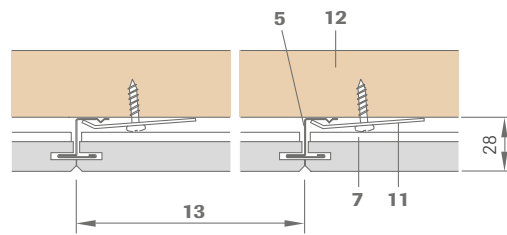
All metal components listed are galvanized steel or white coated galvanized steel respectively. For further details and colours please consult OWAlifetime collection price list.

Suspension depth

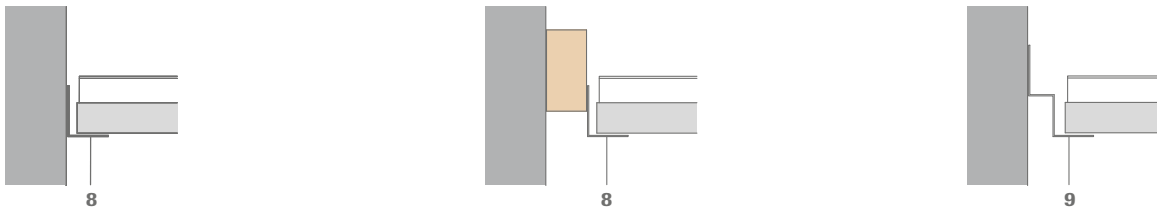
Installation depth 115 - 140 mm using hanger no. 09/10 and extension no. 09/5 (dependent on type of soffit)
Direct fixing approx. 28 mm + timber batten

Direct fixing:

In this situation a timber batten must be secured to the soffit to provide a secure fixing for the no. 62 clip which holds the Z profile in position. The clip is secured to the timber batten with no. 91 – 5/25 mm wood screws.




Wall perimeter:

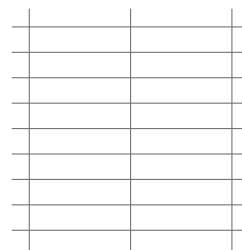


Other wall connection options and installation details can be found in OWA-Installation Guide no. 801 E.

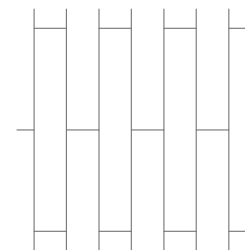
Installation examples:



Module 625 x 625 mm



Module 1250 x 312.5 mm

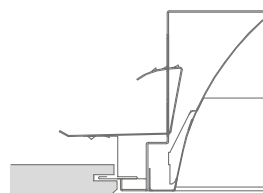


Module 2500 x 400 mm

Light fixtures:

OWA can supply compatible light fixtures for this system.

For details of performance, installation and fire resistance please see OWA-brochure no. 9630 e and OWA-Installation Guide no. 801 E.



Material requirements per m² (approximations)

Dimensions in mm

| | No. | Description | 600 x 600 | 625 x 625 | 1200 x 300 | 1250 x 312.5 | 1200 x 400 | 1250 x 400 |
|-------------------|----------------|------------------|----------------------------------|-----------|------------|--------------|------------|------------|
| Suspended method: | 12/10 | Hanger | 0.7 pce | 0.7 pce | 0.7 pce | 0.7 pce | 0.7 pce | 0.7 pce |
| | 70 | Main hanger | 0.8 m | 0.8 m | 0.8 m | 0.8 m | 0.8 m | 0.8 m |
| | 77 | Connector | 0.2 pce | 0.2 pce | 0.2 pce | 0.2 pce | 0.2 pce | 0.2 pce |
| | 20 | Z profile | 1.66 m | 1.6 m | 3.33 m | 3.2 m | 2.5 m | 2.5 m |
| | 25 | Connector | 0.6 pce | 0.5 pce | 1.1 pcs | 1.1 pcs | 0.8 pce | 0.8 pce |
| | 60 | Spring clip | 1.4 pcs | 1.3 pcs | 2.7 pcs | 2.6 pcs | 2.0 pcs | 2.0 pcs |
| | 23 | T profile | 2.8 pcs | 2.6 pcs | 2.8 pcs | 2.6 pcs | 2.1 pcs | 2.1 pcs |
| | 52 | Wall spring clip | depending on room size and shape | | | | | |
| | 50G | Wall angle | depending on room size and shape | | | | | |
| | Direct fixing: | 62 | Direct fix clamp | 1.4 pcs | 1.3 pcs | 2.7 pcs | 2.6 pcs | 2.0 pcs |
| 91 | | Wood screw | 1.4 pcs | 1.3 pcs | 2.7 pcs | 2.6 pcs | 2.0 pcs | 2.0 pcs |
| 20 | | Z profile | 1.66 m | 1.6 m | 3.33 m | 3.2 m | 2.5 m | 2.5 m |
| 25 | | Connector | 0.6 pce | 0.5 pce | 1.1 pcs | 1.1 pcs | 0.8 pce | 0.8 pce |
| 23 | | T profile | 2.8 pcs | 2.6 pcs | 2.8 pcs | 2.6 pcs | 2.1 pcs | 2.0 pcs |
| 52 | | Wall spring clip | depending on room size and shape | | | | | |
| 50G | | Wall angle | depending on room size and shape | | | | | |

For the installation of the last tile you need 4 L profiles no. 24.

Weight per m²:

| | 600 x 600 | 625 x 625 | 1200 x 300 | 1250 x 312.5 | 1200 x 400 | 1250 x 400 |
|---------------------------|-----------------------|-----------------------|-----------------------|-----------------------|-----------------------|-----------------------|
| Suspension system approx. | 1.4 kg/m ² | 1.4 kg/m ² | 1.9 kg/m ² | 1.9 kg/m ² | 1.6 kg/m ² | 1.6 kg/m ² |
| Tiles 15 mm approx. | 4.5 kg/m ² | 4.5 kg/m ² | 4.5 kg/m ² | 4.5 kg/m ² | 4.5 kg/m ² | 4.5 kg/m ² |

For special situations, for example addition of wool overlays, light fixtures, cold roofs, high humidity and open areas etc., see OWA-Installation Guide no. 801 E. For fire resistant ceilings, the distances between main tee profiles and suspension points must comply with the relevant test reports (see brochure no. 9500 eu e).

System description:

Concealed OWAconstruct® System S 1

Quality statement:

OWAacoustic mineral panels are free from harmful materials such as asbestos and formaldehyde. A statement from the German institute for Building Technology is available. The mineral wool used in these panels is biodegradable. The criteria of the zero-ranking as a carcinogenic material in the chemical prohibition ordinance (§ 1 appendix) section 23 bio-persistent fibres are complied with and therefore carries the "RAL-Seal of mineral wool" guarantees.

Mineral tiles according to EN 13964 and DIN 18177:

| | |
|------------------|------------|
| Air Permeability | Class PM 1 |
| Formaldehyde | FH Class 1 |
| TVOC | Class 1 |

Installation should be carried out in accordance with the information contained in system leaflet S 1 and OWA-Installation Guide no. 801 E. All components are CE labelled.

Suspended method

Component list:

OWAconstruct hanger no. 12/10, galv.
OWAconstruct main hanger no. 70, galv.
OWAconstruct connector no. 77, galv.
OWAconstruct spring clip no. 60, galv.
OWAconstruct Z profile no. 20, galv.
OWAconstruct connector no. 25, galv.
OWAconstruct T profile no. 23, galv.
OWAconstruct L profile no. 24, galv.
OWAconstruct wall angle no. 50G, white

Direct fixing

Component list:

OWAconstruct direct fix clamp no. 62, galv.
OWAconstruct wood screw no. 91, galv.
OWAconstruct Z profile no. 20, galv.
OWAconstruct connector no. 25, galv.
OWAconstruct T profile no. 23, galv.
OWAconstruct L profile no. 24, galv.
OWAconstruct wall angle no. 50G, white

Product Warranties

The information provided in this leaflet is based on the standards and data available at the time of publication. Any performance, warranties or guarantees provided, expressed or implied, are subject to the exclusive use of OWA components and the installation of those components in accordance with our recommendations. Failure to adhere to these conditions will result in the invalidation of any performance claims, warranties or guarantees and rejection of any liability. OWA reserves the right to make any technical improvements to the products, systems or services without prior notice. **All goods and services are supplied in accordance with our current Terms and Conditions of Sale.** Errors excepted!



Odenwald Faserplattenwerk GmbH

Dr.-F.-A.-Freundt-Straße 3 | 63916 Amorbach
tel +49 93 73.2 01-0 | info@owa.de
www.owa-ceilings.com